


CITY OF Camrose 2025 YEAR IN REVIEW



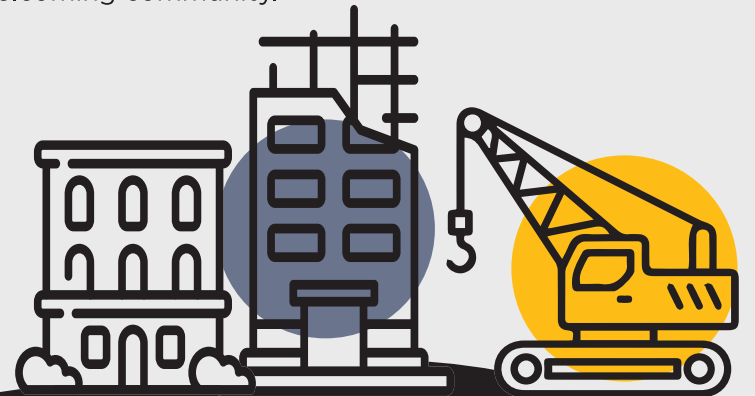
1 Mayor who did a tandem jump with the Canadian Armed Forces Parachute Team, the **SkyHawks**, at the Camrose Air Show

Election

Camrose residents made their voices heard in the 2025 Municipal Election, and the results showed strong support for the current Mayor and Council. With the exception of one councillor who chose not to run again, the Mayor and Council were re-elected to continue serving the community. The results reflected a high level of confidence in the work Council has been doing and the direction they are taking the City.

With an experienced Council returning, the City is in a strong position to keep building on recent successes and moving important work forward. Council remains focused on carrying out its Strategic Plan, supporting thoughtful growth, maintaining services and infrastructure, and helping make Camrose a strong and welcoming community.

CPS Front Counter Customers: **5,940** (↓ from 6,011 in 2024)
 911 calls: **9,314** (↓ from 9,331 in 2024)
 Arrests: **471** (↓ from 514 in 2024)
 Reported Criminal Offences: **2,003** (↑ from 1,828 in 2024)
 Reportable Collisions: **349** (↑ from 311 in 2024)
 Bylaw Complaints: **899** (↑ from 878 in 2024)



Safety Code Permits Issued: **1,193** (↓ from 1,266 in 2024)
 Total Value of Construction: **\$34.2 M** (↓ from \$62.4 M in 2024)
 Development Permits Approved: **241** (↓ from 310 in 2024)
 New City Businesses: **102** (↑ from 55 in 2024)

Rounds of golf played at the Camrose Golf Course: **25.5 K** (↓ from 27.5 K in 2024)
 *This number does not include the many rounds of fetch played by happy four-legged visitors to the Winter Off-Leash Dog Park.

\$ Value Awarded to Local Contractors Through bids&tenders: **\$2.9 M** (↓ from \$8.4 M in 2024)



Total Fire Department Responses: **316** (↑ from 304 in 2024)
 Total Estimated Property Loss Due to Fire: **\$634.5 K** (↓ from \$1.2 M in 2024)



Transit Tokens Redeemed: **18,757** (↑ from 16,921 in 2024)
 Rides on the Bus: **16,333** (↑ from 7,779 in 2024)

Census

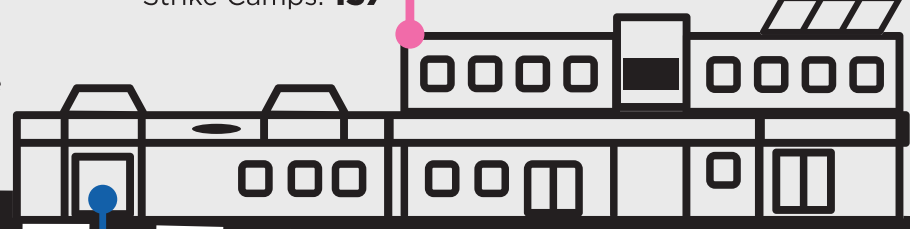
In 2025, the City of Camrose completed a Municipal Census to collect updated information about our population. The Census recorded a population of **19,984** and gave us a clearer picture of who lives in Camrose, including age groups, how long people have lived here, and where they work. The results show that nearly half of residents have moved here in the past 10 years, while more than one-third have lived here for over 20 years.

This information is important because it helps the City plan for the future. It guides decisions about services like roads, utilities, recreation, housing, and emergency services. It also helps ensure the City receives the right amount of funding, since many grants are based on population.

Thank you to everyone who took part and helped provide a more accurate picture of our community.

Ice Time Booked: **3,332 hrs**
 Diamond Bookings: **673**
 Recreation Centre Solar Production: **956 MWh** (relative to an average of 976 MWh per year since 2017)

Rec & Culture Program Participants
 Fitness: **303**
 Adult Art: **107**
 Family Art: **44**
 Youth Art: **100**
 Summer Camps: **113**
 No School Camps: **71**
 Strike Camps: **137**



Aquatic Centre Admissions: **65 K** (↓ from 68 K in 2024)
 Membership passes sold: **2,262** (↑ from 2,208 in 2024)

2025 Spending of Property Tax Dollars

Note: The City collected **\$5.0 million** of Franchise Fees through property owners' Natural Gas and Electricity bills. These amounts collected effectively reduced the amounts funded from tax dollars.

You can see exactly where your taxes go by using our Property Tax Calculator at www.camrose.ca/taxes.

Water

Water remained a key focus in 2025 as the City of Camrose continued to deal with low water levels at Driedmeat Lake, the City's main water source.

Earlier in the year, the City completed a consolidation and rewrite of its Water Restrictions Bylaw. This work helped better reflect current processes, make the bylaw easier to understand, and give residents clearer information about when restrictions are in place and what they mean.

As dry conditions continued into the summer, the City implemented Stage 1 mandatory outdoor water restrictions in early July to help protect the community's water supply. Residents were kept informed through regular updates on the City's website, Voyent Alert, and social media. The City also continued promoting water conservation programs and simple ways to reduce everyday water use.


As temperatures cooled in the fall, outdoor restrictions were no longer needed. However, the City continues to monitor water levels closely and remains ready to respond if conditions do not improve. Residents are encouraged to stay informed and continue using water wisely.

The City also continues to explore options for an alternate water source. In late 2024, the City partnered with the Capital Regional Southwest Water Services Commission on a grant application to complete a feasibility study to explore options to extend a regional water system to Camrose. In May, the grant application was approved and the feasibility study commenced, with the final report expected in mid-2026.

*based on an average residential home valued at \$325,000

Administration	\$255
Arts & Culture	\$114
Library Services	\$59
Police Services	\$529
Engineering Services	\$71
Transit Services	\$29
Fire Services	\$148
Planning & Development	\$85
Public Works	\$440
IT Services	\$145
Parks & Cemeteries	\$151
Recreation Facilities	\$339
Capital Funding	\$201
Debt Servicing	\$127
School Requisition and Lodge Levy	\$823
TOTAL	\$3,516

www.camrose.ca/taxes



Salted Sand On City Streets: **2,900 yd**
 (↓ from 3,382 yd in 2024)
 Truckloads of Snow Hauled Off City Streets: **6,111**
 (↑ from 3,970 in 2024)



Total Sidewalk Replaced: **2,402 m**
 (↑ from 1,300 m in 2024)
 Total Asphalt Trail Replaced: **2,874 m**
 (↑ from 1,715 m in 2024)
 Total Road Repaved: **8.8 km** (↑ from 5.7 km in 2024)



Changes to Recycling

In 2025, the City of Camrose implemented changes to residential recycling as part of Phase 1 of Alberta's Extended Producer Responsibility (EPR) program, which moves recycling costs from municipalities to the companies that create packaging and paper products.

On July 1, the Recycle Depot adopted new procedures as part of the provincial transition to EPR. Residents began using new outdoor collection bins, allowing recyclables to be dropped off together in the same bin instead of being sorted. The list of accepted materials also expanded to include plastics #1 to 7, film plastics, and coloured glass.

The City worked with Circular Materials and Centra Cam to support the change and keep depot operations running smoothly. Overall, the updated system made recycling simpler, more convenient, and more accessible for residents, and marked a positive step forward for recycling in Camrose.



Totals for Residential Curbside Collection
 Waste: **3,910 MT** (↑ from 3,816 MT in 2024)
 Organics: **1,338 MT** (↑ from 1,215 MT in 2024)



Waste Bin Missed Collections: **3.6/week**
 (↓ from 8.5/week in 2024)
 Broken Bin Replacements: **315** (↑ from 135 in 2024)
 Broken Bin Repairs: **271** (↑ from 35 in 2024)